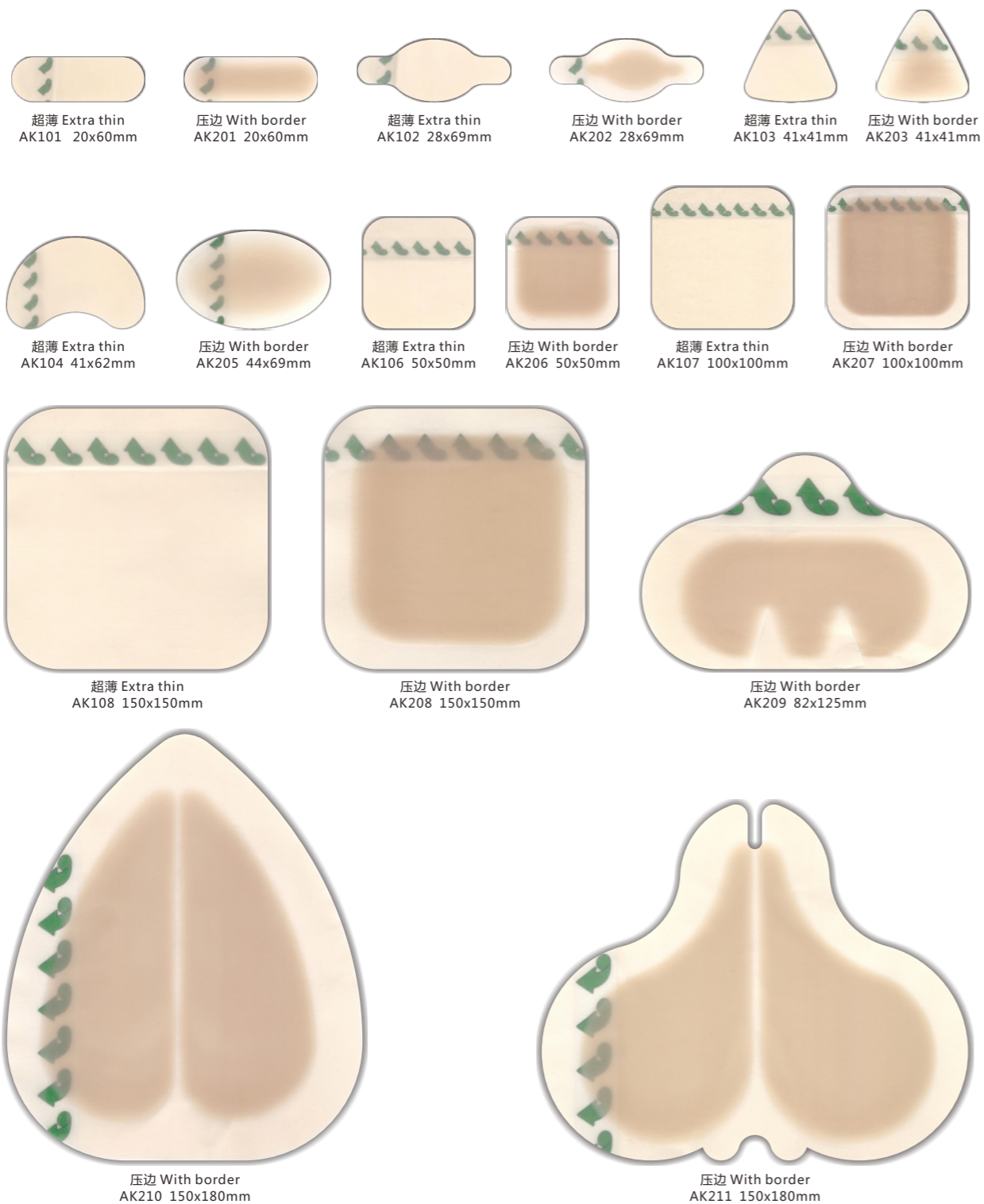


水胶体敷料系列

Hydrocolloid dressing series

CE₀₁₉₇ FDA ISO13485

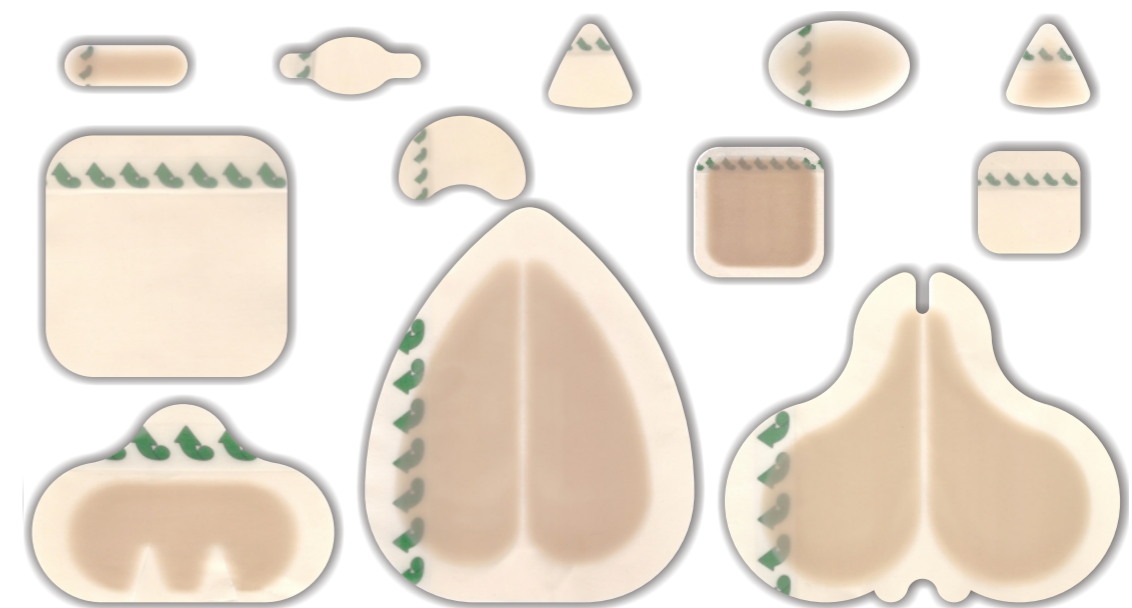


可根据客户需求特殊加工不同规格。
Different specifications are available according to specific request of each customer.

水胶体敷料系列

Hydrocolloid dressing series

CE₀₁₉₇ FDA ISO13485



可根据客户需求特殊加工不同规格。
Different specifications are available according to specific request of each customer.

产品特性 Characteristics

-
-
-
-
-
-
-
-
-
- Good absorbency for exudation from the wound.
- Keep the wound moist and accelerate the wound healing; reduce the pain and avoid the secondary damage to the wound.
- Waterproof, permeable and prevent the wound from bacteria outside.
- Excellent elasticity and self-adhesive, easy for application.
- Change the dressing when it turns white.
- Easy for peeling off and it will not stick to the wound and keep patients comfortable.

适用范围 Application

-
-
- I- II
-
-
-
-
-
-
-
- Low or moderate exuded wounds.
- Crura venous ulcer.
- I- II degree bedsores.
- Small superficial burn wound.
- Post operation wounds.
- Donated skin area.
- Superficial wound and beauty operation wound.
- Period of granulation and epithelialisation of chronic wound.


造口袋系列
Ostomy series

CE₀₁₉₇ FDA ISO13485



造口袋系列
Ostomy series

CE₀₁₉₇ FDA ISO13485



产品特性 Characteristics

-
- 5-7
-
-
-
-
- the hydrocolloid skin barrier has the performance of anti-maceration, low allergy, and rarely warping and leakage. It has excellent exudation absorbent and long sticking ability (up to 7days).It is soft comfortable and convenient to use.
- the material of stoma bag possesses high obstructing ability, it is soft comfortable and covert and safe.
- Eliminate odor with active carbon , discharge intestinal gas easily.
- humanized design can meet needs of different stoma.

使用方法 Usage

-
-
-
-
-
-
-
- clean stoma and the surrounding skin.
- measure stoma with measuring guide before cutting out the hole and Leave only 1/8" to 1/16" between the measuring guide and the stoma.
- Remove paper backing from barrier and apply the entire appliance over the stoma. Make sure the stoma is in the center of the hole. pressing it all around to make sure it stick firmly.
- keep locking ring unlock, snap the pouch onto the barrier, should feel the tray "click" into place.
- remove the bag: press the lug to unlock the locking ring, lift the bag from bottom to up while pulling it away from barrier. If you choose open type bag, please close it with the clip before sticking.

可根据客户需求特殊加工不同规格。
Different specifications are available according to specific request of each customer.